

EASY EASTER TREATS FOR KIDS



Easter

BROUGHT TO YOU BY Woolworths 
The fresh food people

APRIL 2019



EASTER ROCKY ROAD

Everyone's favourite easy-to-make slice made just a little bit more egg-cellent!

BIRD NEST COOKIES

If you love chewy Anzac biscuits, this is the recipe for you!

KIDS PRINT & PLAY

Easter Egg Hunt Clues Printable
Colouring-In page
Chocolate Wordsearch

TABLE OF CONTENTS

Super easy Easter Egg Rocky Road recipe 3

Win a \$500 Gift Card to spend on all your family's favourite groceries at Woolworths 4

Get the kids in the kitchen to help make these delicious Bird Nest Cookies. 5

Homemade Hot Cross Buns recipe 6

Awesome Easter Egg Hunt ideas 7

Printable Easter Egg Hunt Clues 8

Easter Gift Ideas 9

Easter Colouring-in page 10

Chocolate Wordsearch 11

Our Top Easter Picks 12



EASTER EGG ROCKY ROAD RECIPE

By Carolyn Murphy

INGREDIENTS

- 500g milk chocolate, broken into pieces
- 100g mini marshmallows
- 100g shortbread cookies, roughly chopped
- 4 Cadbury Crème eggs, roughly chopped
- 50g mini Easter eggs, roughly chopped
- 125g Cadbury mini eggs (the coloured candy-coated ones), roughly broken



Line a square baking dish with non-stick baking paper.
Melt the chocolate in a heatproof bowl over a pan of simmering water (do not let the bottom of the bowl touch the water).
Combine the marshmallows, shortbread, crème eggs and mini Easter eggs together in a medium bowl. When the chocolate is melted, pour into the bowl and mix. Scrape it into the pan immediately with a spatula and top with the broken Cadbury coloured mini eggs. Pop into the fridge for about an hour or until firmly set then use a sharp knife to cut into wedges.

**SHOP ONLINE TODAY
TO MAKE YOUR OWN**

Woolworths 
The fresh food people

WIN A \$500 GIFT CARD

to spend at Woolworths



Double Click to ENTER NOW

BIRD NEST COOKIES

BY JOLENE HUMPHRY

If you like chewy Anzac biscuits, you'll love these birds nest cookies. The ingredients do differ from Anzac biscuits, but the coconut and the chewy texture make them the nearest thing I've tasted to an Anzac biscuit using different ingredients!

The best part is that they are super easy, and the kids will love getting involved from start to finish. From weighing and measuring, to mixing, moulding and decorating, there are plenty of jobs the kids can help with to keep them involved and entertained. Oh, and let's not forget the ritual post-baking licking clean of the bowl that the white chocolate gets melted in! They'll all be putting their hand up to help with that job!

125g softened (but not melted) butter
 1/2 cup sugar
 1 teaspoon vanilla essence
 1 egg (large)
 1/2 teaspoon baking powder
 125g shredded coconut
 150g white cooking chocolate (I used white chocolate button melts)
 Your choice of mini eggs to decorate

METHOD

Preheat oven to 170 C

Combine the softened butter, sugar and vanilla essence in a bowl.

Mix in the egg

Add the baking powder and shredded coconut..

The mixture will form into a stiff (slightly crumbly) dough like consistency.

Using golf ball sized amounts mould into a nest shape with your hands.

Place into a muffin tin - perfect for holding their shape in the oven.

Cook for 20-25 minutes or until lightly browned.

Allow to cool.

Remove from the muffin tin.

It's time to decorate!

Melt the white chocolate following the instruction on the packaging. I used the microwave, at 30 second intervals, stirring between.

Spoon the white chocolate into the centre of the nests.

Top with chocolate eggs.

Enjoy!



**SHOP ONLINE TODAY
TO MAKE YOUR OWN**

Woolworths 
The fresh food people

HOMEMADE HOT CROSS BUNS RECIPE

BY EMMA MARKS

There is only one thing better than hot cross buns at Easter, and that's hot cross buns you've made yourself!

Don't be put off - this recipe is both simple and delicious!

Ingredients

(Serves 12)

7g sachet (2 teaspoons) dry yeast

¼ cup of castor sugar

½ cup of reduced fat milk, warmed

4½ cups of plain flour

2 teaspoons of mixed spice

2 teaspoons of ground cinnamon

50g of butter, chilled and chopped

1 egg lightly beaten

1½ cups of sultanas

Flour Paste

½ cup of plain flour (all purpose flour)

⅓ cup of water

Step 1 – Grease a 23cm (9 inch) square cake tin and line it with non-stick baking paper. Place the yeast, sugar and milk in a bowl. Stir until combined and yeast is dissolved. Cover and set aside in a warm place for ten (10) minutes or until foamy.

Step 2 – Sift the flour, mixed spice and cinnamon into a bowl. Rub in butter until the mixture looks like fine breadcrumbs. Make a well in the centre of the flour mixture and add the yeast mixture, eggs and sultanas. Stir to combine. Cover and set aside in a warm place for 1 hour or until the dough has doubled in size.

Step 3 – Preheat the oven to 200°C/180°C fan forced ovens (400°F /360°F).

Step 4 – Combine the extra flour and water and place in a piping bag or plastic bag with one corner snipped off, and pipe crosses onto buns. Bake for 35 minutes or until well-browned and springy to touch.

Step 5 – Place 3 teaspoons of hot water in a jug. Sprinkle gelatine over water. Stir with a fork until gelatine dissolves. Turn buns onto a wire rack. Brush tops with gelatine mixture while buns are hot. Serve warm with or without butter.

**SHOP ONLINE TODAY
TO MAKE YOUR OWN**

woolworths
The fresh food people



Lindt Gold
Milk Chocolate
Bunny
200g

\$8



Double click
here to
SHOP ONLINE

1/2
Price



Cadbury Favourites
Easter Chick Egg
700g

\$15

Special



\$3

Lindt Hen
Milk Chocolate
Mini Eggs Bag
90g

Cadbury
Creme Egg
6pk
234g

\$7.50



AWESOME EASTER EGG HUNT IDEAS



Everyone's favourite Easter activity (apart from the chocolate of course) is the hunt to see where the Easter Bunny has left the eggs.

Click for **10 awesome Easter egg hunt ideas** to make this year's search egg-stra special!

Special



\$1

Red Tulip
Hollow Egg 50g

Special



Woolworths Milk
Chocolate Bunnies
6 pack

Special

\$3



Cadbury
Dairy Milk
Easter
Bunny
80g

Special



Kinder
Surprise
Bunny Pink
75g

\$3

\$9


Cadbury Dairy Milk
Hunting Eggs Crate
20 pack




PRINTABLE EASTER EGG HUNT CLUES

Simply print out and stick onto white card for a stress-free, super fun Easter egg hunt at home that the whole family will love!

Run, run, run!
Find clue number 2
Hiding inside
somebodies shoe!




Your pillow is where
you rest your head,
Hurry! Go
and check your bed!




You'll find clue 4,
if you aren't silly,
In the place that
keeps food chilly




Some clues are near,
and some clues are far,
Could there be one
hiding inside the car?




Rub a dub dub!
You might find clue 6
if you check
the bathtub




You've searched here,
and you've searched
there,
but did anyone look
by the outdoor chair?




It has 4 legs
to keep it stable,
could there be
something underneath
the table?



You are so close,
just one last look
go straight
to the place
that you'd find a book!



Well
done!
Happy
Easter!



\$2**Easter Plastic Bucket**

Perfect for an Easter egg hunt.
Available in blue, pink or yellow



**Easter DIY Egg
Decoration Kit** **\$4**

**\$5****Bailey & May Ready to Decorate
Easter Egg Kit 190g**

Let your child's creative flair come alive
with this ready to Decorate Kit using
blue and orange icing.

**\$2****Easter Bunny Ears**

Easter Bunny ears are a must at Easter.
Available in pink, blue and white.

EASTER GIFT IDEAS



Double click
here to
SHOP ONLINE

**\$10****Easter Ballerina
Bunny****Easter Knitted
Bunny Plush**

This knitted
Easter Bunny
plush is the
perfect little
Easter gift.
Available in
pink, blue, yellow
green.
Suitable for all ages

**\$5****\$4**
each**Easter Novelty Glasses**

Dress up like the Easter
Bunny with these fun,
Bunny-inspired novelty
glasses. Available in pink,
white or blue

\$4
each**Easter Character Kids Egg Cups**

The perfect way to start Easter morning


**Easter DIY
Ceramic Paint Set**

This Easter Ceramic
Paint set is perfect
for an Easter
craft activity.
4 varieties available

\$4 each



Help the Easter Bunny decorate the eggs in time for Easter



Last Minute Easter Shop

Can you find all of your favourite chocolates hidden in the word search below?

W	R	O	C	R	L	R	E	D	N	I	K	L	S
R	E	I	T	A	L	O	C	O	H	C	Y	I	Y
G	W	M	A	I	L	L	I	W	T	E	E	W	S
E	N	I	Y	E	R	F	I	E	L	S	R	I	I
L	U	F	T	E	M	R	L	E	Y	H	O	U	L
L	R	W	G	A	C	T	L	R	I	T	A	A	I
E	R	E	R	Y	S	T	U	I	G	R	A	R	A
W	R	S	D	E	O	B	O	U	S	O	A	L	S
Y	L	I	N	T	D	S	Y	O	L	W	U	L	L
E	E	R	H	A	U	L	W	E	I	L	N	E	R
I	U	I	C	E	I	L	T	L	N	O	T	R	L
C	R	W	C	A	E	A	I	L	D	O	O	I	R
W	N	E	N	T	Y	N	I	P	T	W	I	S	E
N	R	U	R	K	I	R	B	S	L	O	M	D	R

WOOLWORTHS
LINDT
RED TULIP
CADBURY
KINDER
GUYLIAN

SWEET WILLIAM
CHOCOLATIER
NESTLE
DARRELL LEA
MARS
FREY



**Woolworth Mini Hot Cross Buns
Cadbury Choc Chip
9 Pack**

\$3.50

or 2 for \$6

**Woolworths Easy Carve
Boneless Ham leg 1.1kg - 2.4kg**

Woolworths Easy Carve Boneless Leg Ham has won the highly commended award at this years Australian Pork Awards!



\$33.60



Grazing Table Platter

\$55

Allow 48 hours from order of platters to collection or delivery over the Easter period



Entainer's Platter

OUR TOP EASTER PICKS



Double click
here to
SHOP ONLINE



**Woolworths Fresh Whole
Rainbow Trout**

Australian grown

\$16

per kg

**Woolworths Hot
Cross Bun Flavoured
Ice Cream 1l**

Woolworth limited edition ice cream with juicy raisins and smooth hot cross bun flavoured ripple



\$4.70

**Darrell Lea
Hand Rolled
100s & 1000s
Easter Egg
200g**

\$15





Happy Easter